

NextGen Procedure for CJA Panel Members

Overview

Attorneys appointed to the CJA panel and their support staff are entitled to view documents and docket sheets in the cases they are appointed to without charge. If you are an existing panel attorney, the way you access the docket and receive your fee exemption will change when the court transitions to NextGen.

Upgrade your PACER account

Check your PACER account to be sure you have an upgraded account. Log in to your PACER account at <http://pacer.gov> and click on **Manage Your Account**. If the Account Type says “Legacy,” then [click here for upgrade instructions](#). If your account reflects “Upgraded,” proceed to requesting CJA status.

Request CJA exempt status

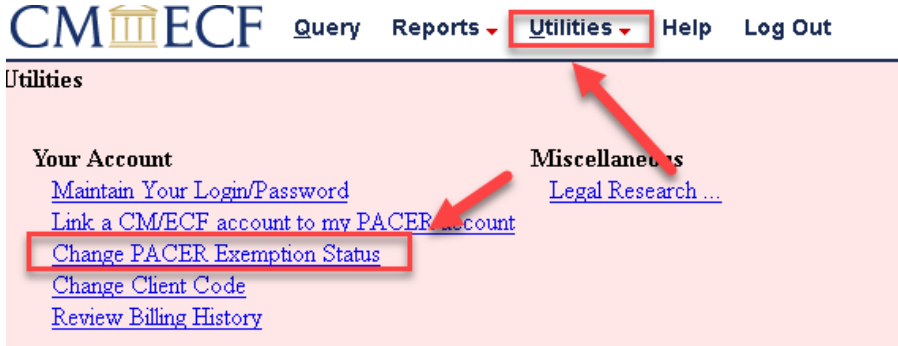
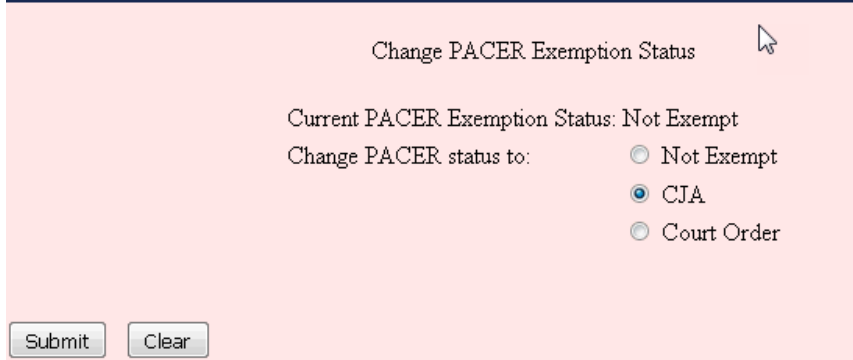
Contact the PACER help desk at pacer@psc.uscourts.gov and request that your CJA status for the Northern District of Alabama be added to the upgraded PACER account.

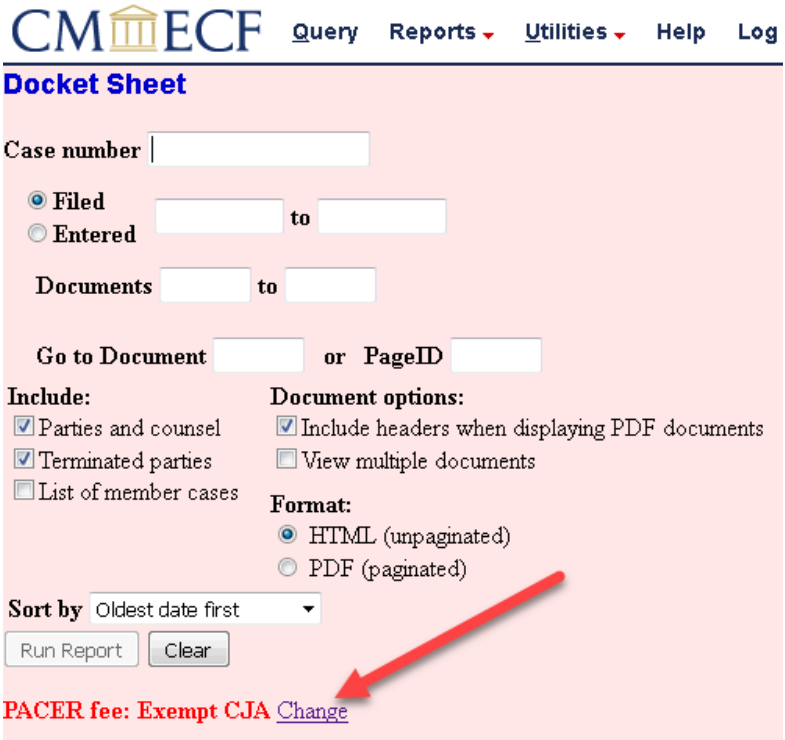
Using exempt status after February 28, 2022 (or in any NextGen court)

Once the court converts to NextGen, all attorneys will log in for filing and viewing using PACER.

Follow the steps below to toggle your exempt status.

STEP	ACTION
1	<p>Log in to the NextGen site using your upgraded PACER.</p> <p>PACER LOGIN</p> <p>Your browser must be set to accept cookies in order to log in to this site. If your browser is set to accept cookies and you are experiencing problems with the login, delete the stored cookie file in your PC. Close and reopen your browser before trying again.</p> <div><div>Login</div><div><div>* Required Information</div><div>Username *</div><div>Public33</div><div>Password *</div><div>*****</div><div>Client Code</div><div></div><div>Login</div><div>Clear</div><div>Cancel</div><div>Need an Account? Forgot Your Password? Forgot User Name?</div><div>NOTICE: This is a restricted government web site for official PACER use only. Unauthorized entry is prohibited and subject to prosecution under Title 18 of the U.S. Code. All activities and access attempts are logged.</div></div></div>

STEP	ACTION
2	<p>When viewing documents or docket sheets in a case in which you are appointed, change your PACER Exemption Status. In NextGen CM/ECF, Go to Utilities and then Change PACER Exemption Status</p> 
3	<p>On the Change PACER Exemption Status screen, select CJA and then click Submit. (NOTE: The exempt setting is good only for this session. The next time you access the system it will default to Not Exempt.)</p> 

STEP	ACTION
4	<p>You will see your current PACER fee status message at the bottom of all Query and Report screens. You can use the Change link to toggle your PACER status between exempt and non-exempt without logging out.</p>  <p>PACER fee: Exempt CJA Change</p>

Support staff access

Your support staff are entitled to an exempt PACER account. Contact PSC by phone at 800-676-6856 or email at pacer@psc.uscourts.gov and provide them with the staff person's name, the staff person's PACER username, the name of the CJA attorney, and that you are with the Northern District of Alabama.